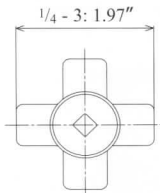
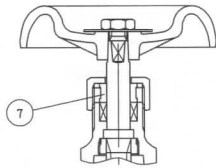
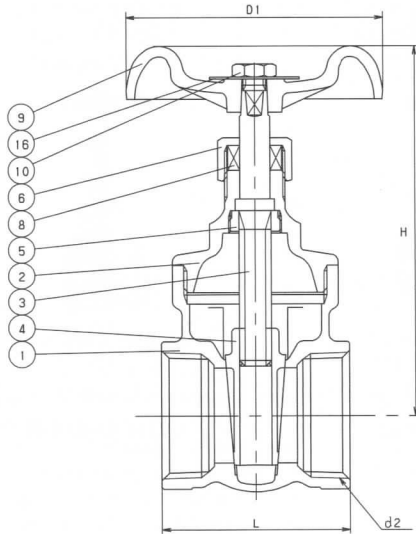


GATE

CLASS 125 BRASS/BRONZE

Screw-In Bonnet • Non-Rising Stem • Solid Wedge Disc

CODE # 07** (AKFS) THREADED



**Cross Handle optionally available.
(See Price Schedule for Model No. and Size)

STANDARDS

END TO END	KITZ
END CONNECTION	ANSI B1.20.1
SOLDER JOINT ENDS	ANSI B16.18
WALL THICKNESS	KITZ

PRESSURE/TEMPERATURE

125 PSI - SATURATED STEAM TO 353°F
- FLUID TO 406°F
200 PSI NON-SHOCK COLD WATER, OIL OR GAS

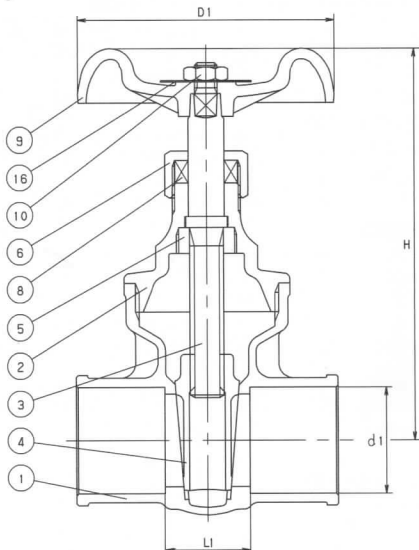
*SEE VALVE INSTALLATION INSTRUCTIONS/PRESSURE TEMPERATURE LIMITATIONS FOR COPPER TUBE AND SOLDER JOINT VALVES - BIV-53.

MATERIAL LIST

NO.	NAME OF PART	SPECIFICATION
1	BODY	FORGED BRASS (B283, C37700)
2	BONNET	FORGED BRASS (B283, C37700)
3	STEM	SPECIAL BRASS (1)
4	DISC	FORGED BRASS (B283, C37700)
5	LOCK NUT	BRASS ROD (B16)
6	PACKING NUT	FORGED BRASS (B283, C37700)
7	GLAND	BRASS ROD (B16)
8	GLAND PACKING	ARAMID FIBERS W/ GRAPHITE
9	HAND WHEEL (1/4" ~ 1 1/4")	ZINC DIE-CAST (B86)
	(1 1/2" ~ 3)	ALUMINUM DIE-CAST (B85)
	CROSS HANDLE (OPTION)	FORGED BRASS (B283, C37700)
10	WHEEL NUT	CARBON STEEL (A307 Gr B)
16	NAME PLATE	ALUMINUM

NOTE: (1) Proprietary Dezincification Resistant Material

CODE # 08 (CFS) SOLDER*



DIMENSIONS • WEIGHTS • QUANTITIES

	d2 SZE	H	D1	L	L1	d1		APPROX. NET WT.	CARTON QTY
						Max.	Min.		
in.	1/4	2.76	1.97	1.38	-	-	-	22	120
mm.		70.1	50.0	35.1	-	-	-	10.0	
in.	3/8	2.87	1.97	1.5	0.76	0.506	0.502	24	60
mm.		72.9	50.0	38.1	19.3	12.9	12.8	10.9	
in.	1/2	2.95	1.97	1.65	0.77	0.631	0.627	34	60
mm.		74.9	50.0	41.9	41.91	16.0	15.9	15.5	
in.	3/4	3.39	2.17	1.85	1.65	0.881	0.877	26	32
mm.		86.1	55.1	46.0	41.9	22.4	22.3	11.8	
in.	1	3.82	2.36	1.97	0.94	1.132	1.128	43	36
mm.		97.0	59.9	50.0	23.9	28.8	28.7	19.5	
in.	1 1/4	4.61	2.76	2.36	1.09	1.382	1.378	62	36
mm.		117.1	70.1	59.9	27.7	35.1	35.0	28.2	
in.	1 1/2	4.96	3.15	2.48	1.21	1.633	1.628	63	30
mm.		125.0	80.0	62.0	30.7	41.5	41.4	28.6	
in.	2	6.06	3.54	2.83	1.34	2.133	2.128	63	18
mm.		153.9	89.9	71.9	34.0	54.2	54.1	28.6	
in.	2 1/2	7.366	3.94	3.15	1.59	2.633	2.628	54	13
mm.		187.1	100.1	80	40.4	66.9	66.8	24.5	
in.	3	8.07	4.53	3.54	1.68	3.133	3.128	55	9
mm.		204.0	115.1	90	42.7	79.6	79.5	25.0	