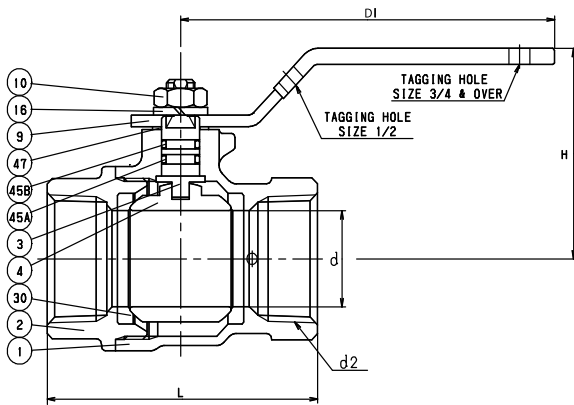


# FORGED BRASS BALL VALVE

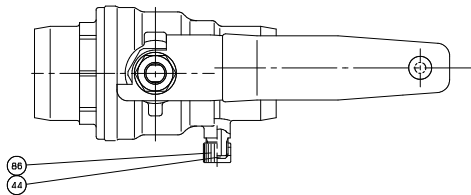
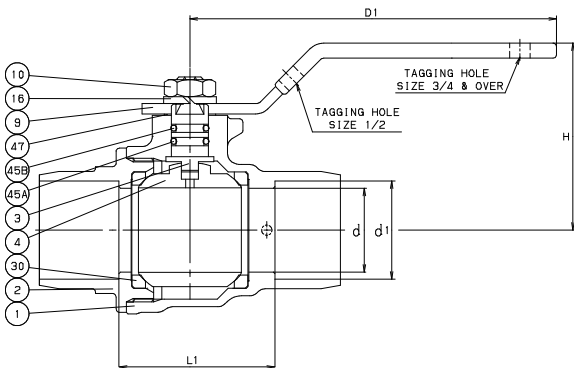
## DRAINABLE

Two Piece Body • Full Port • Chrome Plated Ball  
 Blowout Proof Stem • PTFE Seats • Maintenance Free Double O-Ring Stem Seals

### CODE # 68AD (AKTFD) THREADED



### → CODE # 69AD (CTAFD) SOLDER\*



\*REFERENCE VALVE INSTALLATION TIPS FOR  
 SOUND SOLDER JOINTS (PAGE BV-70) OR SEE  
 INSTALLATION SHEET PACKAGED WITH VALVE.

#### SPECIFICATION

Approved valve shall have drainable two piece forged brass body, blowout proof stem, PTFE seats, maintenance free double o-ring stem seals, chrome plated ball and full port design. Valves shall be pressure rated to 600 WOG and conform to MSS-SP 110.

KITZ Code No. 68AD (AKTFD) Threaded Ends  
 69AD (CTFD) Solder Ends

STANDARDS	
END TO END	KITZ
THREADED ENDS	ANSI B1.20.1
SOLDER JOINT ENDS	ANSI B16.18
WALL THICKNESS	KITZ
CONFORMS TO MSS-SP 110	

PRESSURE/TEMPERATURE	
200°F @ 375 PSI	
600 PSI - NON-SHOCK COLD WATER, OIL OR GAS	

NOTE: PRESSURE/TEMPERATURE CHART - PAGE BV-35

MATERIAL LIST		
NO.	NAME OF PART	SPECIFICATION
1	BODY	FORGED BRASS (B283, C37700)
2	BODY CAP	FORGED BRASS (B283, C37700)
3	STEM	(1) SPECIAL BRASS (KITZ "K-METAL")
4	BALL	(2) FORGED BRASS (B283, C37700)
9	HANDLE	(3) CARBON STEEL
10	HANDLE NUT	CARBON STEEL
16	WASHER	CARBON STEEL
30	BALL SEATS	PTFE
44	DRAIN GASKET	NBR
45A	O-RING	FPM
45B	O-RING	NBR
47	THRUST WASHER	POM
86	DRAIN CAP	BRASS ROD

NOTES: (1) PROPRIETARY DEZINCIFICATION RESISTANT MATERIAL.  
 (2) CR. PLATING  
 (3) ELECTROPLATED ZINC WITH PLASTIC COVERING

DIMENSIONS • WEIGHTS • QUANTITIES										
	d2 SIZE	d	H	D1	L	L1	d1		APPROX. NET WT.	CARTON QTY
							Max.	Min.		
in.	1/2	0.59	1.54	3.23	2.17	1.3	.631	.627	65	96
mm.		14.0	39.1	82.0	55.1	33.0	16.0	15.9	29.5	
in.	3/4	0.79	1.89	3.94	2.44	1.53	.881	.877	62	60
mm.		20.1	48.0	100.1	61.0	38.9	22.4	22.3	28.2	
in.	1	0.98	2.17	5.12	2.87	1.8	1.132	1.128	65	36
mm.		24.9	55.1	130.0	72.9	45.7	28.8	28.7	29.5	